

# **GIBRALTAR POLICE AUTHORITY**

(The Community in Policing)



## **Community Consultation Survey For 2017-2018**

**March 2018**

# **Contents**

|  |           |
|--|-----------|
| <b>General Report</b>                          | <b>3</b>  |
| <b>Breakdown of Approval Ratings</b>           | <b>11</b> |
| <b>Breakdown of Responses on Problem Areas</b> | <b>12</b> |

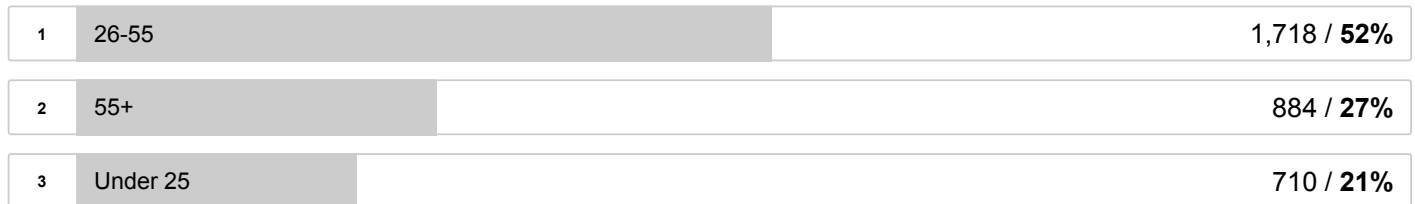
## What is your gender?

3294 out of 3334 people answered this question




## Please choose the age group that is relevant to you

3312 out of 3334 people answered this question




## Where do you live?

3315 out of 3334 people answered this question



## Please choose your employment status below

3315 out of 3334 people answered this question



|   |            |          |
|---|------------|----------|
| 5 | Homemaker  | 155 / 5% |
| 6 | Unemployed | 154 / 5% |

### Have you had any contact with the RGP in the last 12 months?

3299 out of 3334 people answered this question

|   |     |             |
|---|-----|-------------|
| 1 | No  | 2,155 / 65% |
| 2 | Yes | 1,144 / 35% |
| 3 | No  | 0 / 0%      |

### Did you feel that you were treated with respect?

1141 out of 3334 people answered this question

|   |     |           |
|---|-----|-----------|
| 1 | Yes | 975 / 85% |
| 2 | No  | 166 / 15% |

### Are you satisfied with the way the RGP handled your concerns?

1143 out of 3334 people answered this question

|   |     |           |
|---|-----|-----------|
| 1 | Yes | 838 / 73% |
| 2 | No  | 305 / 27% |

### Have you been the victim of a crime in the last 12 months?

3313 out of 3334 people answered this question

|   |     |             |
|---|-----|-------------|
| 1 | No  | 3,055 / 92% |
| 2 | Yes | 258 / 8%    |

### Did the RGP handle your case in quick and efficient manner?

253 out of 3334 people answered this question

|   |     |           |
|---|-----|-----------|
| 1 | No  | 131 / 52% |
| 2 | Yes | 122 / 48% |

### Have you been interviewed or given a statement as a witness to a crime?

3304 out of 3334 people answered this question



**Were you treated with respect?**

552 out of 3334 people answered this question



**Did you feel you were asked relevant/appropriate questions**

551 out of 3334 people answered this question



**Do you feel that there is a substantial RGP patrolling presence in Gibraltar.**

3311 out of 3334 people answered this question



**Did you know that you can lodge a complaint with the Police Complaints Board?**

3306 out of 3334 people answered this question



**How satisfied are you with the enforcement of traffic laws in Gibraltar?**

3308 out of 3334 people answered this question

Average: 6.07



Not Satisfied

Very Satisfied

|    |  |           |
|----|--|-----------|
| 7  |  | 606 / 18% |
| 8  |  | 511 / 15% |
| 5  |  | 481 / 15% |
| 6  |  | 444 / 13% |
| 4  |  | 278 / 8%  |
| 10 |  | 275 / 8%  |
| 1  |  | 213 / 6%  |
| 9  |  | 200 / 6%  |
| 3  |  | 196 / 6%  |
| 2  |  | 104 / 3%  |

### Supply & misuse of drugs

3310 out of 3334 people answered this question

|   |                      |  |             |
|---|----------------------|--|-------------|
| 1 | Yes - It's a problem |  | 1,582 / 48% |
| 2 | A big problem        |  | 1,242 / 38% |
| 3 | I don't know         |  | 332 / 10%   |
| 4 | Not a problem        |  | 154 / 5%    |

### Under-age drinking

3310 out of 3334 people answered this question

|   |                      |  |             |
|---|----------------------|--|-------------|
| 1 | Yes - It's a problem |  | 1,693 / 51% |
| 2 | It's a big problem   |  | 1,143 / 35% |
| 3 | I don't know         |  | 290 / 9%    |
| 4 | Not a problem        |  | 184 / 6%    |

### Careless and indiscriminate driving

3312 out of 3334 people answered this question

|   |                      |  |             |
|---|----------------------|--|-------------|
| 1 | Yes - It's a problem |  | 1,559 / 47% |
| 2 | It's a big problem   |  | 1,407 / 42% |

|   |               |          |
|---|---------------|----------|
| 3 | Not a problem | 186 / 6% |
| 4 | I don't know  | 160 / 5% |

## Vandalism

3303 out of 3334 people answered this question

|   |                      |             |
|---|----------------------|-------------|
| 1 | Yes - It's a problem | 1,561 / 47% |
| 2 | I don't know         | 645 / 20%   |
| 3 | Not a problem        | 637 / 19%   |
| 4 | A big problem        | 460 / 14%   |

## Burglaries

3307 out of 3334 people answered this question

|   |                      |             |
|---|----------------------|-------------|
| 1 | Yes - It's a problem | 1,488 / 45% |
| 2 | I don't know         | 890 / 27%   |
| 3 | Not a problem        | 557 / 17%   |
| 4 | A big problem        | 372 / 11%   |

## Theft from/of motor vehicles

3312 out of 3334 people answered this question

|   |                      |             |
|---|----------------------|-------------|
| 1 | Yes - It's a problem | 1,292 / 39% |
| 2 | I don't know         | 1,012 / 31% |
| 3 | Not a problem        | 651 / 20%   |
| 4 | It's a big problem   | 357 / 11%   |

## Environmental offences

3318 out of 3334 people answered this question

|   |                      |             |
|---|----------------------|-------------|
| 1 | Yes - It's a problem | 1,641 / 49% |
| 2 | A big problem        | 988 / 30%   |
| 3 | I don't know         | 371 / 11%   |
| 4 | Not a problem        | 318 / 10%   |

## Physical Attack

3007 out of 3334 people answered this question

|   |                      |             |
|---|----------------------|-------------|
| 1 | Yes - It's a problem | 1,045 / 35% |
| 2 | I don't know         | 913 / 30%   |
| 3 | Not a problem        | 770 / 26%   |
| 4 | It's a big problem   | 279 / 9%    |

## Domestic Violence

3306 out of 3334 people answered this question

|   |                      |             |
|---|----------------------|-------------|
| 1 | Yes - It's a problem | 1,475 / 45% |
| 2 | I don't know         | 1,027 / 31% |
| 3 | It's a big problem   | 537 / 16%   |
| 4 | Not a problem        | 267 / 8%    |

## Child Abuse

3308 out of 3334 people answered this question

|   |                      |             |
|---|----------------------|-------------|
| 1 | I don't know         | 1,370 / 41% |
| 2 | Yes - It's a problem | 1,120 / 34% |
| 3 | It's a big problem   | 550 / 17%   |
| 4 | It's not a problem   | 268 / 8%    |

## Anti-social behaviour

3307 out of 3334 people answered this question

|   |                      |             |
|---|----------------------|-------------|
| 1 | Yes - It's a problem | 1,700 / 51% |
| 2 | It's a big problem   | 813 / 25%   |
| 3 | I don't know         | 525 / 16%   |
| 4 | It's not a problem   | 269 / 8%    |

Please select your top concerns from the list below

3307 out of 3334 people answered this question



|    |                                   |             |
|----|-----------------------------------|-------------|
| 1  | Supply & misuse of drugs          | 2,347 / 71% |
| 2  | Careless & indiscriminate driving | 1,939 / 59% |
| 3  | Under age drinking                | 1,532 / 46% |
| 4  | Child Abuse                       | 1,437 / 43% |
| 5  | Anti-social behaviour             | 1,332 / 40% |
| 6  | Domestic Violence                 | 1,254 / 38% |
| 7  | Environmental offences            | 1,152 / 35% |
| 8  | Vandalism                         | 838 / 25%   |
| 9  | Physical attack                   | 793 / 24%   |
| 10 | Burglaries                        | 791 / 24%   |
| 11 | Theft from/of motor vehicles      | 617 / 19%   |

On a scale from 1-10 what is your confidence in the RGP?

3267 out of 3334 people answered this question

Average: 7.06

|   |   |   |   |   |   |   |   |   |    |
|---|---|---|---|---|---|---|---|---|----|
| 1 | 2 | 3 | 4 | 5 | 6 | 7 | 8 | 9 | 10 |
|---|---|---|---|---|---|---|---|---|----|

Not at all

A lot

|    |           |
|----|-----------|
| 8  | 768 / 24% |
| 7  | 623 / 19% |
| 10 | 420 / 13% |
| 6  | 396 / 12% |
| 9  | 379 / 12% |
| 5  | 313 / 10% |
| 4  | 132 / 4%  |
| 1  | 93 / 3%   |
| 3  | 87 / 3%   |
| 2  | 55 / 2%   |
| 11 | 1 / 0%    |

On a scale from 1-10 how would you rate the RGP's relationship with the public?

3289 out of 3334 people answered this question

Average: 7.03

|   |   |   |   |   |   |   |   |   |    |
|---|---|---|---|---|---|---|---|---|----|
| 1 | 2 | 3 | 4 | 5 | 6 | 7 | 8 | 9 | 10 |
|---|---|---|---|---|---|---|---|---|----|

Non-Existent Relationship

Excellent Relationship



The Priorities for this year can be found in the Policing Plan, which can be found online at [www.gpa.gi](http://www.gpa.gi), and take into account the results of the consultation carried out last year. They are set out below:

- Protecting our national security.
- Tackling crime proactively and effectively;
- Safe community and safe roads;
- Professional service delivery;
- Effective communication

Are you satisfied with these priorities?

3233 out of 3334 people answered this question



## Breakdown of approval ratings by Categories

|                             | Replies        | Traffic Enforcement | Confidence    | Public Relations | Priorities    | Level of Patrols | PCB           |        |
|-----------------------------|----------------|---------------------|---------------|------------------|---------------|------------------|---------------|--------|
| <b><u>Gender</u></b>        | Male           | 1,285               | 56.96%        | 68.19%           | 68.06%        | 87.35%           | 44.09%        | 77.82% |
|                             | Female         | 2,010               | 62.98%        | 72.15%           | 71.70%        | 92.09%           | 50.15%        | 70.56% |
|                             | Undisclosed    | 39                  | 60.53%        | 72.63%           | 73.42%        | 96.15%           | 53.12%        | 63.64% |
| <b><u>Age</u></b>           | Under 25       | 710                 | 65.35%        | 68.50%           | 68.66%        | 90.01%           | 68.32%        | 56.25% |
|                             | 26-55          | 1,718               | 61.15%        | 71.24%           | 70.83%        | 90.58%           | 47.84%        | 74.17% |
|                             | 56 +           | 884                 | 55.95%        | 70.98%           | 70.32%        | 89.89%           | 31.31%        | 85.47% |
|                             | Undisclosed    | 22                  | 61.18%        | 70.77%           | 77.69%        | 100.00%          | 50.00%        | 64.71% |
| <b><u>Areas</u></b>         | East Side      | 203                 | 59.61%        | 70.65%           | 70.40%        | 90.91%           | 52.71%        | 72.91% |
|                             | West Side      | 1,314               | 61.96%        | 72.04%           | 71.70%        | 90.87%           | 46.00%        | 73.31% |
|                             | North District | 351                 | 62.18%        | 71.05%           | 70.29%        | 89.41%           | 44.09%        | 71.06% |
|                             | South District | 771                 | 59.99%        | 69.18%           | 68.69%        | 89.22%           | 49.02%        | 76.86% |
|                             | Upper Town     | 253                 | 57.13%        | 64.96%           | 66.40%        | 89.96%           | 48.21%        | 71.03% |
|                             | Town           | 368                 | 58.27%        | 71.14%           | 70.41%        | 90.17%           | 49.45%        | 72.05% |
|                             | Spain          | 56                  | 64.46%        | 72.55%           | 72.96%        | 98.15%           | 69.64%        | 58.18% |
|                             | Undisclosed    | 18                  | 66.92%        | 78.18%           | 75.00%        | 92.31%           | 41.67%        | 69.23% |
| <b><u>Employment</u></b>    | Full Time      | 1,575               | 60.44%        | 69.81%           | 69.43%        | 90.65%           | 47.26%        | 74.71% |
|                             | Part Time      | 369                 | 64.65%        | 73.46%           | 73.63%        | 91.67%           | 50.27%        | 72.82% |
|                             | Homemaker      | 155                 | 59.87%        | 73.95%           | 72.86%        | 92.16%           | 45.10%        | 69.74% |
|                             | Retired        | 602                 | 55.28%        | 71.38%           | 70.25%        | 88.63%           | 29.12%        | 86.53% |
|                             | Student        | 460                 | 64.22%        | 68.45%           | 69.69%        | 89.89%           | 69.96%        | 65.16% |
|                             | Unemployed     | 154                 | 64.64%        | 71.66%           | 70.20%        | 89.80%           | 57.79%        | 66.88% |
|                             | Undisclosed    | 19                  | 65.00%        | 70.67%           | 66.67%        | 86.67%           | 42.86%        | 92.86% |
| <b><u>Total Average</u></b> | <b>3,334</b>   | <b>60.67%</b>       | <b>70.58%</b> | <b>70.26%</b>    | <b>90.00%</b> | <b>47.84%</b>    | <b>73.29%</b> |        |

**Breakdown of responses in respect of the various problem areas which were listed in the survey.**

**The responses have been broken down by Gender, Age, Residence and Employment.**

**The Top Concerns overall in the survey were:**

|           |                                   |      |     |
|-----------|-----------------------------------|------|-----|
| <b>1</b>  | Supply & Misuse of Drugs          | 2347 | 71% |
| <b>2</b>  | Careless & Indiscriminate Driving | 1939 | 59% |
| <b>3</b>  | Under Age Drinking                | 1532 | 46% |
| <b>4</b>  | Child Abuse                       | 1437 | 43% |
| <b>5</b>  | Anti Social Behaviour             | 1332 | 40% |
| <b>6</b>  | Domestic Violence                 | 1254 | 38% |
| <b>7</b>  | Environmental Offences            | 1152 | 35% |
| <b>8</b>  | Vandalism                         | 838  | 25% |
| <b>9</b>  | Physical Attack                   | 793  | 24% |
| <b>10</b> | Burglaries                        | 791  | 24% |
| <b>11</b> | Theft from / of Motor Vehicles    | 617  | 19% |

**Key:**            **A = Not a Problem**        **B = A Big Problem**        **C = Yes a Problem**        **D = I Don't Know**

|                                    | <b>Gender</b> |     |     |     |               |     |      |      |                    |    |    |    | <b>Age</b>      |     |     |     |              |     |     |      |            |     |     |     | <b>Totals</b> |   |   |    |                    |      |      |      |
|------------------------------------|---------------|-----|-----|-----|---------------|-----|------|------|--------------------|----|----|----|-----------------|-----|-----|-----|--------------|-----|-----|------|------------|-----|-----|-----|---------------|---|---|----|--------------------|------|------|------|
|                                    | <b>Male</b>   |     |     |     | <b>Female</b> |     |      |      | <b>Undisclosed</b> |    |    |    | <b>Under 25</b> |     |     |     | <b>26-55</b> |     |     |      | <b>56+</b> |     |     |     |               |   |   |    | <b>Undisclosed</b> |      |      |      |
|                                    | A             | B   | C   | D   | A             | B   | C    | D    | A                  | B  | C  | D  | A               | B   | C   | D   | A            | B   | C   | D    | A          | B   | C   | D   | A             | B | C | D  | A                  | B    | C    | D    |
| Supply & Misuse of Drugs           | 85            | 491 | 563 | 135 | 66            | 736 | 1005 | 195  | 3                  | 15 | 14 | 2  | 79              | 234 | 319 | 73  | 66           | 645 | 832 | 172  | 7          | 356 | 423 | 87  | 2             | 7 | 8 | 0  | 154                | 1242 | 1582 | 332  |
| Under Age Drinking                 | 114           | 0   | 646 | 516 | 68            | 0   | 1033 | 899  | 2                  | 0  | 14 | 18 | 65              | 0   | 317 | 323 | 82           | 0   | 897 | 737  | 34         | 0   | 472 | 366 | 3             | 0 | 7 | 7  | 184                | 0    | 1693 | 1433 |
| Careless or Indiscriminate Driving | 97            | 0   | 559 | 620 | 86            | 0   | 987  | 930  | 3                  | 0  | 13 | 17 | 68              | 0   | 351 | 287 | 93           | 0   | 844 | 778  | 23         | 0   | 359 | 493 | 2             | 0 | 5 | 9  | 186                | 0    | 1559 | 1567 |
| Vandalism                          | 282           | 178 | 605 | 209 | 351           | 274 | 938  | 432  | 4                  | 8  | 18 | 4  | 192             | 65  | 240 | 203 | 327          | 251 | 825 | 309  | 112        | 142 | 491 | 130 | 6             | 2 | 5 | 3  | 637                | 460  | 1561 | 645  |
| Burglaries                         | 267           | 134 | 566 | 308 | 288           | 229 | 907  | 575  | 2                  | 9  | 15 | 7  | 202             | 65  | 193 | 243 | 249          | 205 | 801 | 460  | 102        | 98  | 489 | 185 | 4             | 4 | 5 | 2  | 557                | 372  | 1488 | 890  |
| Theft from / or Motor Vehicles     | 320           | 0   | 477 | 482 | 324           | 0   | 802  | 874  | 7                  | 0  | 13 | 13 | 140             | 0   | 248 | 317 | 346          | 0   | 665 | 705  | 158        | 0   | 376 | 341 | 7             | 0 | 3 | 6  | 651                | 0    | 1292 | 1369 |
| Environmental Offences             | 143           | 401 | 601 | 135 | 174           | 575 | 1024 | 231  | 1                  | 12 | 16 | 5  | 81              | 177 | 340 | 109 | 174          | 483 | 869 | 190  | 58         | 324 | 426 | 70  | 5             | 4 | 6 | 2  | 318                | 988  | 1641 | 371  |
| Physical Attack                    | 355           | 0   | 404 | 386 | 413           | 0   | 635  | 796  | 2                  | 0  | 6  | 10 | 114             | 0   | 184 | 235 | 434          | 0   | 597 | 667  | 219        | 0   | 260 | 285 | 3             | 0 | 4 | 5  | 770                | 0    | 1045 | 1192 |
| Domestic Violence                  | 157           | 0   | 528 | 591 | 107           | 0   | 934  | 956  | 3                  | 0  | 12 | 17 | 65              | 0   | 277 | 360 | 126          | 0   | 770 | 819  | 71         | 0   | 422 | 380 | 5             | 0 | 6 | 5  | 267                | 0    | 1474 | 1564 |
| Child Abuse                        | 0             | 0   | 376 | 900 | 0             | 0   | 736  | 1264 | 0                  | 0  | 8  | 24 | 0               | 0   | 184 | 519 | 0            | 0   | 621 | 1096 | 0          | 0   | 310 | 562 | 0             | 0 | 5 | 11 | 0                  | 0    | 1120 | 2188 |
| Anti-Social Behaviour              | 0             | 0   | 651 | 627 | 0             | 0   | 1029 | 967  | 0                  | 0  | 20 | 13 | 0               | 0   | 304 | 401 | 0            | 0   | 907 | 802  | 0          | 0   | 487 | 390 | 0             | 0 | 2 | 14 | 0                  | 0    | 1700 | 1607 |

|                                    | <b>Residence</b> |    |     |     |           |     |     |     |                |     |     |     |                |     |     |     |            |    |     |     |      |     |     |     |       |   |    |    |             |   |   |   |
|------------------------------------|------------------|----|-----|-----|-----------|-----|-----|-----|----------------|-----|-----|-----|----------------|-----|-----|-----|------------|----|-----|-----|------|-----|-----|-----|-------|---|----|----|-------------|---|---|---|
|                                    | East Side        |    |     |     | West Side |     |     |     | North District |     |     |     | South District |     |     |     | Upper Town |    |     |     | Town |     |     |     | Spain |   |    |    | Undisclosed |   |   |   |
|                                    | A                | B  | C   | D   | A         | B   | C   | D   | A              | B   | C   | D   | A              | B   | C   | D   | A          | B  | C   | D   | A    | B   | C   | D   | A     | B | C  | D  | A           | B | C | D |
| Supply & Misuse of Drugs           | 4                | 80 | 100 | 19  | 50        | 526 | 618 | 116 | 18             | 144 | 153 | 32  | 38             | 276 | 378 | 73  | 15         | 94 | 119 | 24  | 19   | 108 | 195 | 43  | 8     | 9 | 16 | 23 | 2           | 5 | 3 | 2 |
| Under Age Drinking                 | 14               | 0  | 112 | 77  | 54        | 0   | 672 | 581 | 23             | 0   | 172 | 153 | 55             | 0   | 378 | 332 | 6          | 0  | 125 | 120 | 26   | 0   | 198 | 143 | 4     | 0 | 29 | 23 | 2           | 0 | 7 | 4 |
| Careless or Indiscriminate Driving | 8                | 0  | 92  | 103 | 71        | 0   | 610 | 630 | 17             | 0   | 167 | 163 | 46             | 0   | 372 | 349 | 9          | 0  | 113 | 130 | 25   | 0   | 178 | 161 | 6     | 0 | 24 | 26 | 4           | 0 | 3 | 5 |
| Vandalism                          | 41               | 20 | 86  | 56  | 217       | 202 | 656 | 231 | 48             | 84  | 162 | 54  | 179            | 62  | 350 | 170 | 39         | 47 | 123 | 43  | 91   | 40  | 157 | 76  | 20    | 1 | 21 | 14 | 2           | 4 | 6 | 1 |
| Burglaries                         | 37               | 17 | 81  | 68  | 204       | 141 | 631 | 333 | 41             | 67  | 150 | 89  | 151            | 57  | 339 | 217 | 38         | 51 | 101 | 61  | 72   | 34  | 166 | 92  | 11    | 3 | 14 | 28 | 3           | 2 | 6 | 2 |
| Theft from / or Motor Vehicles     | 50               | 0  | 67  | 86  | 247       | 0   | 554 | 506 | 54             | 0   | 130 | 165 | 163            | 0   | 301 | 303 | 37         | 0  | 89  | 126 | 84   | 0   | 136 | 145 | 14    | 0 | 11 | 31 | 2           | 0 | 4 | 7 |
| Environmental Offences             | 17               | 57 | 102 | 27  | 119       | 419 | 644 | 131 | 29             | 111 | 170 | 38  | 86             | 208 | 394 | 81  | 18         | 73 | 133 | 29  | 39   | 108 | 168 | 49  | 9     | 8 | 26 | 13 | 1           | 4 | 4 | 3 |
| Physical Attack                    | 53               | 0  | 64  | 73  | 278       | 0   | 455 | 469 | 67             | 0   | 113 | 146 | 196            | 0   | 208 | 251 | 53         | 0  | 82  | 106 | 102  | 0   | 106 | 121 | 19    | 0 | 13 | 22 | 2           | 0 | 4 | 4 |
| Domestic Violence                  | 14               | 0  | 97  | 91  | 106       | 0   | 601 | 601 | 28             | 0   | 148 | 171 | 69             | 0   | 325 | 372 | 14         | 0  | 103 | 135 | 32   | 0   | 176 | 155 | 3     | 0 | 18 | 35 | 1           | 0 | 7 | 4 |
| Child Abuse                        | 0                | 0  | 67  | 136 | 0         | 0   | 451 | 854 | 0              | 0   | 111 | 238 | 0              | 0   | 268 | 499 | 0          | 0  | 73  | 178 | 0    | 0   | 131 | 234 | 0     | 0 | 16 | 40 | 0           | 0 | 3 | 9 |
| Anti-Social Behaviour              | 0                | 0  | 98  | 102 | 0         | 0   | 700 | 609 | 0              | 0   | 168 | 180 | 0              | 0   | 389 | 378 | 0          | 0  | 127 | 124 | 0    | 0   | 191 | 173 | 0     | 0 | 21 | 35 | 0           | 0 | 6 | 6 |

|                                    | <b>Employment</b> |     |     |      |           |     |     |     |           |    |    |     |         |     |     |     |         |     |     |     |            |    |    |     |             |   |   |   |        |      |      |      |
|------------------------------------|-------------------|-----|-----|------|-----------|-----|-----|-----|-----------|----|----|-----|---------|-----|-----|-----|---------|-----|-----|-----|------------|----|----|-----|-------------|---|---|---|--------|------|------|------|
|                                    | Full Time         |     |     |      | Part Time |     |     |     | Homemaker |    |    |     | Retired |     |     |     | Student |     |     |     | Unemployed |    |    |     | Undisclosed |   |   |   | Totals |      |      |      |
|                                    | A                 | B   | C   | D    | A         | B   | C   | D   | A         | B  | C  | D   | A       | B   | C   | D   | A       | B   | C   | D   | A          | B  | C  | D   | A           | B | C | D | A      | B    | C    | D    |
| Supply & Misuse of Drugs           | 67                | 602 | 768 | 134  | 13        | 127 | 185 | 43  | 3         | 63 | 65 | 23  | 6       | 232 | 296 | 60  | 53      | 164 | 188 | 50  | 12         | 48 | 73 | 21  | 0           | 6 | 7 | 1 | 154    | 1242 | 1582 | 332  |
| Under Age Drinking                 | 92                | 0   | 840 | 639  | 10        | 0   | 200 | 158 | 5         | 0  | 65 | 84  | 22      | 0   | 315 | 255 | 49      | 0   | 189 | 219 | 6          | 0  | 77 | 71  | 0           | 0 | 7 | 7 | 184    | 0    | 1693 | 1433 |
| Careless or Indiscriminate Driving | 94                | 0   | 745 | 733  | 16        | 0   | 182 | 170 | 5         | 0  | 64 | 84  | 14      | 0   | 256 | 326 | 39      | 0   | 241 | 176 | 18         | 0  | 64 | 72  | 0           | 0 | 7 | 6 | 186    | 0    | 1559 | 1567 |
| Vandalism                          | 326               | 205 | 743 | 294  | 60        | 56  | 191 | 61  | 26        | 26 | 71 | 30  | 68      | 101 | 338 | 89  | 131     | 43  | 141 | 136 | 26         | 27 | 69 | 31  | 0           | 2 | 8 | 4 | 637    | 460  | 1561 | 645  |
| Burglaries                         | 249               | 161 | 730 | 430  | 48        | 52  | 176 | 93  | 27        | 21 | 69 | 35  | 66      | 72  | 329 | 128 | 151     | 38  | 105 | 161 | 16         | 27 | 72 | 38  | 0           | 1 | 7 | 5 | 557    | 372  | 1488 | 890  |
| Theft from / or Motor Vehicles     | 343               | 0   | 615 | 616  | 57        | 0   | 140 | 170 | 30        | 0  | 57 | 66  | 98      | 0   | 258 | 238 | 104     | 0   | 151 | 202 | 17         | 0  | 68 | 68  | 2           | 0 | 3 | 9 | 651    | 0    | 1292 | 1369 |
| Environmental Offences             | 156               | 463 | 779 | 177  | 40        | 99  | 197 | 32  | 15        | 51 | 76 | 12  | 36      | 211 | 300 | 50  | 56      | 113 | 211 | 77  | 15         | 43 | 74 | 21  | 0           | 8 | 4 | 2 | 318    | 988  | 1641 | 371  |
| Physical Attack                    | 420               | 0   | 538 | 591  | 93        | 0   | 118 | 152 | 31        | 0  | 56 | 60  | 132     | 0   | 172 | 196 | 71      | 0   | 103 | 119 | 23         | 0  | 54 | 69  | 0           | 0 | 4 | 5 | 770    | 0    | 1045 | 1192 |
| Domestic Violence                  | 130               | 0   | 711 | 731  | 21        | 0   | 169 | 178 | 10        | 0  | 66 | 76  | 44      | 0   | 294 | 256 | 52      | 0   | 163 | 237 | 10         | 0  | 64 | 80  | 0           | 0 | 8 | 6 | 267    | 0    | 1475 | 1564 |
| Child Abuse                        | 0                 | 0   | 563 | 1010 | 0         | 0   | 148 | 221 | 0         | 0  | 48 | 104 | 0       | 0   | 203 | 391 | 0       | 0   | 112 | 341 | 0          | 0  | 42 | 112 | 0           | 0 | 4 | 9 | 0      | 0    | 1120 | 2188 |
| Anti-Social Behaviour              | 0                 | 0   | 829 | 742  | 0         | 0   | 210 | 157 | 0         | 0  | 75 | 76  | 0       | 0   | 319 | 277 | 0       | 0   | 196 | 259 | 0          | 0  | 62 | 91  | 0           | 0 | 9 | 5 | 0      | 0    | 1700 | 1607 |